

minicom

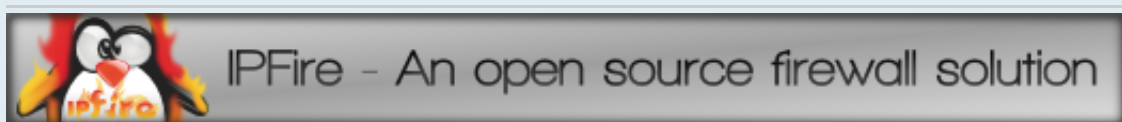
Post Reply

3 posts • Page 1 of 1

minicom

by **Pa1ch3** » July 30th, 2011, 8:00 pm

Hi I need to console in to a switch attached to my ipfire machine via a serial cable. In the past I have used minicom. The tar file can be found here [http://alioth.debian.org/frs/download.p ... 2.5.tar.gz](http://alioth.debian.org/frs/download.p...2.5.tar.gz) . I don't have the time to create a dev machine so could some one that already has one up and running do a little make for me :O).



Pa1ch3

Posts: 28
Joined: July 28th, 2011, 6:14 pm
Location: US/NC

Re: minicom

by **MichaelTremmer** » July 30th, 2011, 9:07 pm

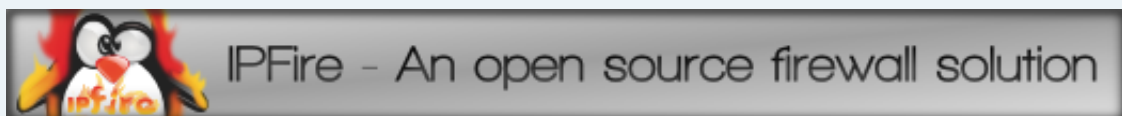
Did you try:

```
CODE: SELECT ALL
pakfire install minicom
```

??

[Support the project with our Donation Challenge!](#)

Get Commercial Support for IPFire and more from [Lightning Wire Labs!](#)



MichaelTremmer
Core Developer

Posts: 5799
Joined: August 11th, 2005, 9:02 am

Re: minicom

by **Pa1ch3** » July 30th, 2011, 10:21 pm

Oh!!! I didn't see it listed in the wiki so I didn't even try it.

```
CODE: SELECT ALL
pakfire install minicom
```

It installs version 2.4 with no config file. Here is the code I used to get started.

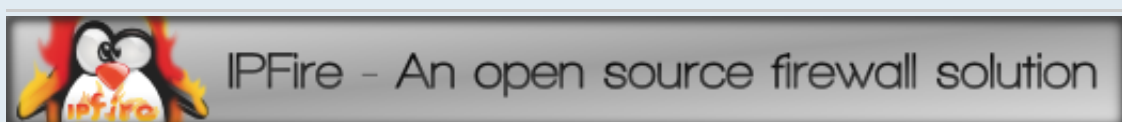
```
CODE: SELECT ALL
cd /usr
mkdir etc
cd etc
vi minirc.dfl
```

Here's a link to a vi cheat sheat if you don't know how to use it. <http://www.lagmonster.org/docs/vi.html>

Enter the following:
 pu port /dev/ttyS0
 pu baudrate 9600
 pu mretries 3
 pu updir /tmp
 pu downdir /tmp
 pu rtscts No
 pu tbc color CYAN
 pu tbc color BLUE
 pu sfc color WHITE

This config works with my Cisco hardware FYI.
 Thanks for your response Michael!

Last edited by Pa1ch3 on July 31st, 2011, 5:36 pm, edited 1 time in total.



Post Reply

3 posts • Page 1 of 1

< [Return to "Entwicklung"](#)